




Din 41612 Series - DIN 41612 Connectors, Straight & Right Angle



41612-64AB-MS


Male Straight
Double Rows
No. Of Positions

41612-64AB-FS

Female Straight
Double Rows
No. Of Positions

41612 Series:
41612-64AB-MS:Double Rows
Male Straight Type
41612-64AB-FS:Double Rows
Female Straight Type

Mating Part:
41612-64AB-MS Mating
41612-64AB-FS



41612-64AB-MR


Male R/A
Double Rows
No. Of Positions

41612-64AB-FR

Female R/A
Double Rows
No. Of Positions

41612 Series:
41612-64AB-MR:Double Rows
Male R/A Type
41612-64AB-FR:Double Rows
Female R/A Type

Mating Part:
41612-64AB-MR Mating
41612-64AB-FR



41612-48ABC-MS


Male Straight
Three Rows
No. Of Positions

41612-48ABC-FS

Female Straight
Three Rows
No. Of Positions

41612 Series:
41612-48ABC-MS:Three Rows
Male Straight Type
41612-48ABC-FS:Three Rows
Female Straight Type

Mating Part:
41612-48ABC-MS Mating
41612-48ABC-FS



41612-48ABC-MR

Male R/A
Three Rows
No. Of Positions

41612-48ABC-FR

Female R/A
Three Rows
No. Of Positions

41612 Series:
41612-48ABC-MR:Three Rows
Male R/A Type
41612-48ABC-FR:Three Rows
Female R/A Type

Mating Part:
41612-48ABC-MR Mating
41612-48ABC-FR

2000 Arctic Ave, Bohemia, NY, 11716
Tel: 1-800-346-3532

UNIT:mm